


ek

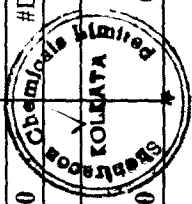
Introductory sub-table (IX)(a)



| | | | |
|---|--------------------------------------|--|---|
| Name of the Company: SHENTRACON CHEMICALS LTD. | | | |
| Scrip Code, Name of the scrip, class of security: 530757 / 29095 / 526355, SHENTRACON CHEMICALS LTD., EQUITY | | | |
| Quarter ended: JUNE 2015 | | | |
| Partly paid-up shares:- | No. of partly paid-up shares | As a % of total no. of partly paid-up shares | As a % of total no. of shares of the company |
| Held by promoter/promoter group | 0 | #DIV/0! | 0 |
| Held by public | 0 | #DIV/0! | 0 |
| Total | 0 | #DIV/0! | 0 |
| Outstanding convertible securities:- No. of outstanding securities | | | |
| | No. of outstanding securities | As a % of total no. of outstanding convertible securities | As a % of total no. of shares of the company, assuming full conversion of the convertible securities |
| Held by promoter/promoter group | 0 | #DIV/0! | 0 |
| Held by public | 0 | #DIV/0! | 0 |
| Total | 0 | #DIV/0! | 0 |
| Warrants:- | | | |
| | No. of warrants | As a % of total no. of warrants | As a % of total no. of shares of the company, assuming full conversion of warrants |
| Held by promoter/promoter group | 0 | #DIV/0! | 0 |
| Held by public | 0 | #DIV/0! | 0 |
| Total | 0 | #DIV/0! | 0 |
| Total paid-up capital of the company, assuming full conversion of warrants and convertible securities | | | |
| | | | 4438143 |

Statement Showing Shareholding Pattern

| Category code | Category of Shareholder | Table (I)(a) | | | | | Total shareholding as a percentage of total number of shares | | | Shares Pledged or otherwise encumbered | |
|---------------|--|------------------------|------------------------|--|---------------------------------------|----------------------------|--|------------------------|------|--|--------|
| | | Number of Shareholders | Total number of shares | Number of shares held in dematerialized form | As a percentage of (A+B) ¹ | As a percentage of (A+B+C) | Number of shares | As a percentage | | | |
| | | | | | | | | | (VI) | (VII) | (VIII) |
| (I) | (II) | (III) | (IV) | (V) | (VI) | (VII) | (VIII) | (IX) = (VIII)/(IV)*100 | | | |
| (A) | Shareholding of Promoter and Promoter Group ² | | | | | | | | | | |
| I | Indian | | | | | | | | | | |
| (a) | Individuals/ Hindu Undivided Family | 6 | 919967 | | 20.73 | 20.73 | | 0.00 | | 0.00 | |
| (b) | Central Government/ State Government(s) | 0 | 0 | | 0.00 | 0.00 | | #DIV/0! | | #DIV/0! | |
| (c) | Bodies Corporate | 5 | 1797376 | | 40.50 | 40.50 | | 0.00 | | 0.00 | |
| (d) | Financial Institutions/ Banks | 0 | 0 | | 0.00 | 0.00 | | #DIV/0! | | #DIV/0! | |
| (e) | Any Others(Specify) | 0 | 0 | | 0.00 | 0.00 | | #DIV/0! | | #DIV/0! | |
| (e-i) | | | | | 0.00 | 0.00 | | #DIV/0! | | #DIV/0! | |
| (e-ii) | | | | | 0.00 | 0.00 | | #DIV/0! | | #DIV/0! | |
| | Sub Total(A)(1) | 11 | 2717343 | 0 | 61.23 | 61.23 | 0 | 61.23 | 0 | 0.00 | |
| 2 | Foreign | | | | | | | | | | |
| a | Individuals (Non-Residents Individuals/ Foreign Individuals) | 0 | 0 | | 0.00 | 0.00 | | #DIV/0! | | #DIV/0! | |
| b | Bodies Corporate | 0 | 0 | | 0.00 | 0.00 | | #DIV/0! | | #DIV/0! | |
| c | Institutions | 0 | 0 | | 0.00 | 0.00 | | #DIV/0! | | #DIV/0! | |
| d | Qualified Foreign Investor | 0 | 0 | | 0.00 | 0.00 | | #DIV/0! | | #DIV/0! | |
| e | Any Others(Specify) | 0 | 0 | | 0.00 | 0.00 | | #DIV/0! | | #DIV/0! | |
| e-i | | | | | 0.00 | 0.00 | | #DIV/0! | | #DIV/0! | |
| e-ii | | | | | 0.00 | 0.00 | | #DIV/0! | | #DIV/0! | |
| | Sub Total(A)(2) | 0 | 0 | 0 | 0.00 | 0.00 | 0 | 0.00 | 0 | #DIV/0! | |
| | Total Shareholding of Promoter and Promoter Group (A)= (A)(1)+(A)(2) | 11 | 2717343 | 0 | 61.23 | 61.23 | 0 | 61.23 | 0 | 0.00 | |



Sr.No | Notes

1

NIL

2

3

4

5

6

7

8


9



(I)(b) Statement showing holding of securities (including shares, warrants, convertible securities) of persons belonging to the category "Promoter and Promoter Group"

| Sr. No. | Name of the shareholder | Details of Shares held | | Encumbered shares (*) | | | Details of warrants | | Details of convertible securities | | Total shares (including underlying full warrants and convertible securities) as a % of diluted share capital |
|--------------|--------------------------|------------------------|--------------------------------------|-----------------------|---|-------------------------|---|---------------------------------------|---|----------------|--|
| | | Number of shares held | As a % of grand total (A) +(B) +(C) | No. | As a percentage of grand total (A)+(B)+(C) of sub-clause (I)(a) | Number of warrants held | As a % total number of warrants of the same class | Number of convertible securities held | As a % total number of convertible securities of the same class | | |
| (i) | (ii) | (iii) | (iv) | (v) | (vi)=(v)/(iii)*100 | (vii) | (viii) | (ix) | (x) | (xi) | (xii) |
| 1 | Jagdish Prasad Sureka | 208300 | 4.69 | | 0.00 | 0.00 | | #DIV/0! | | #DIV/0! | |
| 2 | Sanjay Sureka | 157600 | 3.55 | | 0.00 | 0.00 | | #DIV/0! | | #DIV/0! | |
| 3 | Raj Kumar Sureka | 245100 | 5.52 | | 0.00 | 0.00 | | #DIV/0! | | #DIV/0! | |
| 4 | Jagdish Prasad Sureka Hl | 150000 | 3.38 | | 0.00 | 0.00 | | #DIV/0! | | #DIV/0! | |
| 5 | Savitri Devi Sureka | 157300 | 3.54 | | 0.00 | 0.00 | | #DIV/0! | | #DIV/0! | |
| 6 | Manju Banka | 1667 | 0.04 | | 0.00 | 0.00 | | #DIV/0! | | #DIV/0! | |
| 7 | Prismo (India) Ltd. | 227084 | 5.12 | | 0.00 | 0.00 | | #DIV/0! | | #DIV/0! | |
| 8 | Shentracon Holdings (P) | 372750 | 8.40 | | 0.00 | 0.00 | | #DIV/0! | | #DIV/0! | |
| 9 | Shentracon Finalease Pvt | 528392 | 11.91 | | 0.00 | 0.00 | | #DIV/0! | | #DIV/0! | |
| 10 | Satya Leasing Co. Ltd. | 269150 | 6.06 | | 0.00 | 0.00 | | #DIV/0! | | #DIV/0! | |
| 11 | Shentracon Financial Ser | 400000 | 9.01 | | 0.00 | 0.00 | | #DIV/0! | | #DIV/0! | |
| TOTAL | | 2717343 | 61.23 | 0 | 0.00 | 0.00 | 0 | #DIV/0! | 0 | #DIV/0! | 0 |

(* The term "encumbrance" has the same meaning as assigned to it in regulation 28(3) of the SAST Regulations, 2011



(D)(c)(i) Statement showing holding of securities (including shares, warrants, convertible securities) of persons belonging to the category "Public" and holding more than 1% of the total number of shares

| Sr. No. | Name of the shareholder | Number of shares held | Shares as a percentage of total number of shares {i.e., Grand Total (A)+(B)+(C) indicated in Statement at para (I)(a) above} | Details of warrants | | Details of convertible securities | | Total shares (including underlying shares assuming full conversion of warrants and convertible securities) as a % of diluted share capital |
|--------------|--------------------------------------|-----------------------|--|-------------------------|---|---------------------------------------|--|--|
| | | | | Number of warrants held | As a % total number of warrants of the same class | Number of convertible securities held | % w.r.t total number of convertible securities of the same class | |
| 1 | Shentracon Investment Pvt. Ltd. | 73800 | 1.66 | | #DIV/0! | | #DIV/0! | |
| 2 | Daya Business & Credit Pvt. Ltd. | 50000 | 1.13 | | #DIV/0! | | #DIV/0! | |
| 3 | Singhania Agencies Pvt. Ltd. | 50000 | 1.13 | | #DIV/0! | | #DIV/0! | |
| 4 | Pushpa Commercial Co. Pvt. Ltd. | 50000 | 1.13 | | #DIV/0! | | #DIV/0! | |
| 5 | Golden Securities Ltd. | 59500 | 1.34 | | #DIV/0! | | #DIV/0! | |
| 6 | Sree International Finance Pvt. Ltd. | 99400 | 2.24 | | #DIV/0! | | #DIV/0! | |
| 7 | Sandeep Kumar Jain | 59500 | 1.34 | | #DIV/0! | | #DIV/0! | |
| 8 | Trio Meta Chem. Pvt. Ltd. | 45000 | 1.01 | | #DIV/0! | | #DIV/0! | |
| TOTAL | | 487200 | 10.98 | 0 | #DIV/0! | 0 | #DIV/0! | 0 |



(1)(c)(ii) Statement showing holding of securities (including shares, warrants, convertible securities) of persons (together PAC) belonging to the category "Public" and holding more than 5% of the total number of shares of the comp

| Sr. No. | Name(s) of the shareholder(s) and the Persons Acting in Concert (PAC) with them | Number of shares | Shares as a percentage of total number of shares {i.e., Grand Total (A)+(B)+(C) indicated in Statement at para (1)(a) above} | Details of warrants | | Details of convertible securities | | TOTAL |
|---------|---|------------------|--|---------------------|---|-----------------------------------|--|-------|
| | | | | Number of warrants | As a % of total convertible securities held | Number of convertible securities | % w.r.t total convertible securities of the same class | |
| 1 | | | | 0 | #DIV/0! | 0 | #DIV/0! | 0 |
| | | | | 0 | #DIV/0! | 0 | #DIV/0! | 0 |

(1)(d) Statement showing details of locked-in shares

| Sr. No. | Name of the shareholder | Number of locked-in shares as a percentage of total number of shares | in shares | of locked-in shares | Total (A)+(B)+(C) indicated in Statement at para (1)(a) above | 0.00 |
|---------|-------------------------|--|-----------|---------------------|---|------|
| 1 | | | | | | 0.00 |

(II)(a) Statement showing details of Depository Receipts

| Sr. No. | Type of outstanding DR (ADRs, GDRs, SDRs, etc.) | Number of outstanding DRs | Number of shares underlying outstanding DRs | Shares underlying outstanding DRs as a percentage of total number of shares (i.e., Grand Total (A)+(B)+(C) indicated in Statement at para (1)(a) above) |
|---------|---|---------------------------|---|---|
| 1 | | | | 0 |

(II)(b) Statement showing holding of Depository Receipts (DRs), where underlying shares held by "promoter/promoter group" are in excess of 1% of the total number of shares

| Sr. No. | Name of the DR Holder | Type of outstanding DR (ADRs, GDRs, SDRs, etc.) | Number of shares underlying outstanding DRs | Shares underlying outstanding DRs as a percentage of total number of shares (i.e., Grand Total (A)+(B)+(C) indicated in Statement at para (1)(a) above) |
|---------|-----------------------|---|---|---|
| 1 | | | | 0.00 |

