

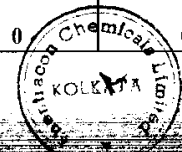
Introductory sub-table (I)(a)

Name of the Company: SHENTRACON CHEMICALS LTD.			
Scrip Code, Name of the scrip, class of security: 530757, SHENTRACON CHEMICALS LTD., EQUITY			
Quarter ended: JUNE 2014			
Partly paid-up shares:-			
	No. of partly paid-up shares	As a % of total no. of partly paid-up shares	As a % of total no. of shares of the company
Held by promoter/promoter group	0	#DIV/0!	0
Held by public	0	#DIV/0!	0
Total	0	#DIV/0!	0
Outstanding convertible securities:-			
	No. of outstanding securities	As a % of total no. of outstanding convertible securities	As a % of total no. of shares of the company, assuming full conversion of the convertible securities
Held by promoter/promoter group	0	#DIV/0!	0
Held by public	0	#DIV/0!	0
Total	0	#DIV/0!	0
Warrants:-			
	No. of warrants	As a % of total no. of warrants	As a % of total no. of shares of the company, assuming full conversion of warrants
Held by promoter/promoter group	0	#DIV/0!	0
Held by public	0	#DIV/0!	0
Total	0	#DIV/0!	0
Total paid-up capital of the company, assuming full conversion of warrants and convertible securities			
4438143			




Statement Showing Shareholding Pattern

		Table (I)(a)			Total shareholding as a percentage of total number of shares		Shares Pledged or otherwise encumbered	
Category code	Category of Shareholder	Number of Shareholders	Total number of shares	Number of shares held in dematerialized form	As a percentage of (A+B) ¹	As a percentage of (A+B+C)	Number of shares	As a percentage
(I)	(II)	(III)	(IV)	(V)	(VI)	(VII)	(VIII)	(IX)= (VIII)/(IV)*100
(A)	Shareholding of Promoter and Promoter Group²							
1	Indian							
(a)	Individuals/ Hindu Undivided Family	6	919967		20.73	20.73		0.00
(b)	Central Government/ State Government(s)	0	0		0.00	0.00		#DIV/0!
(c)	Bodies Corporate	5	1797376		40.50	40.50		0.00
(d)	Financial Institutions/ Banks	0	0		0.00	0.00		#DIV/0!
(e)	Any Others(Specify)	0	0		0.00	0.00		#DIV/0!
(e-i)					0.00	0.00		#DIV/0!
(e-ii)					0.00	0.00		#DIV/0!
	Sub Total(A)(1)	11	2717343	0	61.23	61.23	0	0.00
2	Foreign							
a	Individuals (Non-Residents Individuals/ Foreign Individuals)	0	0		0.00	0.00		#DIV/0!
b	Bodies Corporate	0	0		0.00	0.00		#DIV/0!
c	Institutions	0	0		0.00	0.00		#DIV/0!
d	Qualified Foreign Investor	0	0		0.00	0.00		#DIV/0!
e	Any Others(Specify)	0	0		0.00	0.00		#DIV/0!
e-i					0.00	0.00		#DIV/0!
e-ii								
	Sub Total(A)(2)	0	0	0	0.00	0.00	0	#DIV/0!
	Total Shareholding of Promoter and Promoter Group (A)= (A)(1)+(A)(2)	11	2717343	0	61.23	61.23	0	0.00




(B)	Public shareholding							
1	Institutions							
(a)	Mutual Funds/ UTI	0	0		0.00	0.00		
(b)	Financial Institutions / Banks	0	0		0.00	0.00		
(c)	Central Government/ State Government(s)	0	0		0.00	0.00		
(d)	Venture Capital Funds	0	0		0.00	0.00		
(e)	Insurance Companies	0	0		0.00	0.00		
(f)	Foreign Institutional Investors	0	0		0.00	0.00		
(g)	Foreign Venture Capital Investors	0	0		0.00	0.00		
(h)	Qualified Foreign Investor	0	0		0.00	0.00		
(i)	Any Other (specify)	0	0		0.00	0.00		
(i-ii)					0.00	0.00		
(i-ii)								
	Sub-Total (B)(1)	0	0	0	0.00	0.00		
B 2	Non-institutions							
(a)	Bodies Corporate	49	837400		18.87	18.87		
(b)	Individuals				0.00	0.00		
I	Individuals -i. Individual shareholders holding nominal share capital up to Rs 1 lakh	772	669700		15.09	15.09		
II	ii. Individual shareholders holding nominal share capital in excess of Rs. 1 lakh.	9	213700		4.82	4.82		
(c)	Qualified Foreign Investor	0	0		0.00	0.00		
(d)	Any Other (specify)	0	0		0.00	0.00		
(d-i)					0.00	0.00		
(d-ii)								
	Sub-Total (B)(2)	830	1720800	0	38.77	38.77		
(B)	Total Public Shareholding (B)= (B)(1)+(B)(2)	830	1720800	0	38.77	38.77		
	TOTAL (A)+(B)	841	4438143	0	100.00	100.00		



(C)	Shares held by Custodians and against which Depository Receipts have been issued							
1	Promoter and Promoter Group	0	0			0.00		#DIV/0!
2	Public	0	0			0.00		
	Sub-Total (C)	0	0	0		0	0	
	GRAND TOTAL (A)+(B)+(C)	841	4438143	0		100.00	0	0.00

Shentracon Chemicals Ltd.



Director

Sr.No	Notes
1	NIL
2	
3	
4	
5	
6	
7	
8	
9	



(I)(b) Statement showing holding of securities (including shares, warrants, convertible securities) of persons belonging to the category "Promoter and Promoter Group"

Sr. No.	Name of the shareholder	Details of Shares held		Encumbered shares (*)			Details of warrants		Details of convertible securities		Total shares (including underlying shares assuming full conversion of warrants and convertible securities) as a % of diluted share capital
		Number of shares held	As a % of grand total (A)+(B)+(C)	No.	As a percentage	As a % of grand total (A)+(B)+(C) of sub-clause (I)(a)	Number of warrants held	As a % total number of warrants of the same class	Number of convertible securities held	As a % total number of convertible securities of the same class	
(I)	(II)	(III)	(IV)	(V)	(VI)=(V)/(III)*100	(VII)	(VIII)	(IX)	(X)	(XI)	(XII)
1	Jagdish Prasad Sureka	208300	4.69		0.00	0.00		#DIV/0!		#DIV/0!	
2	Sanjay Sureka	157600	3.55		0.00	0.00		#DIV/0!		#DIV/0!	
3	Raj Kumar Sureka	245100	5.52		0.00	0.00		#DIV/0!		#DIV/0!	
4	Jagdish Prasad Sureka H	150000	3.38		0.00	0.00		#DIV/0!		#DIV/0!	
5	Savitri Devi Sureka	157300	3.54		0.00	0.00		#DIV/0!		#DIV/0!	
6	Manju Banka	1667	0.04		0.00	0.00		#DIV/0!		#DIV/0!	
7	Prismo (India) Ltd.	227084	5.12		0.00	0.00		#DIV/0!		#DIV/0!	
8	Shentracon Holdings (P)	372750	8.40		0.00	0.00		#DIV/0!		#DIV/0!	
9	Shentracon Finalease Pvt	528392	11.91		0.00	0.00		#DIV/0!		#DIV/0!	
10	Satya Leasing Co. Ltd.	269150	6.06		0.00	0.00		#DIV/0!		#DIV/0!	
11	Shentracon Financial Ser	400000	9.01		0.00	0.00		#DIV/0!		#DIV/0!	
TOTAL		2717343	61.23	0	0.00	0.00	0	#DIV/0!	0	#DIV/0!	0



(*) The term "encumbrance" has the same meaning as assigned to it in regulation 28(3) of the SAST Regulations, 2011

(I)(c)(i) Statement showing holding of securities (including shares, warrants, convertible securities) of persons belonging to the category "Public" and holding more than 1% of the total number of shares

Sr. No.	Name of the shareholder	Number of shares held	Shares as a percentage of total number of shares {i.e., Grand Total (A)+(B)+(C) indicated in Statement at para (I)(a) above}	Details of warrants		Details of convertible securities		Total shares (including underlying shares assuming full conversion of warrants and convertible securities) as a % of diluted share capital
				Number of warrants held	As a % total number of warrants of the same class	Number of convertible securities held	% w.r.t total number of convertible securities of the same class	
1	Shentracon Investment Pvt. Ltd.	73800	1.66		#DIV/0!		#DIV/0!	
2	Daya Business & Credit Pvt. Ltd.	50000	1.13		#DIV/0!		#DIV/0!	
3	Singhania Agencies Pvt. Ltd.	50000	1.13		#DIV/0!		#DIV/0!	
4	Pushpa Commercial Co. Pvt. Ltd.	50000	1.13		#DIV/0!		#DIV/0!	
5	Golden Securities Ltd.	59500	1.34		#DIV/0!		#DIV/0!	
6	Sree International Finance Pvt. Ltd.	99400	2.24		#DIV/0!		#DIV/0!	
7	Sandeep Kumar Jain	59500	1.34		#DIV/0!		#DIV/0!	
8	Trio Meta Chem. Pvt. Ltd.	45000	1.01		#DIV/0!		#DIV/0!	
TOTAL		487200	10.98	0	#DIV/0!	0	#DIV/0!	0



(I)(c)(ii) Statement showing holding of securities (including shares, warrants, convertible securities) of persons (together PAC) belonging to the category "Public" and holding more than 5% of the total number of shares of the comp

Sr. No.	Name(s) of the shareholder(s) and the Persons Acting in Concert (PAC) with them	Number of shares	Shares as a percentage of total number of shares (i.e., Grand Total (A)+(B)+(C) indicated in Statement at para (I)(a) above)	Details of warrants		Details of convertible securities		Total shares (including underlying shares assuming full conversion of warrants and convertible securities) as a % of diluted share capital
				Number of warrants	As a % total number of warrants of the same class	Number of convertible securities held	% w.r.t total number of convertible securities of the same class	
1	NIL	0	0.00	#DIV/0!	#DIV/0!	0	#DIV/0!	0
TOTAL		0	0.00	0	#DIV/0!	0	#DIV/0!	0

(I)(d) Statement showing details of locked-in shares

Sr. No.	Name of the shareholder	Number of locked-in shares	Locked-in shares as a percentage of total number of shares (i.e., Grand Total (A)+(B)+(C) indicated in Statement at para (I)(a) above)
1	NIL		0.00

(II)(a) Statement showing details of Depository Receipt

Sr. No.	Type of outstanding DR (ADRs, GDRs, SDRs, etc.)	Number of outstanding DRs	Number of shares underlying outstanding DRs	Shares underlying outstanding DRs as a percentage of total number of shares (i.e., Grand Total (A)+(B)+(C) indicated in Statement at para (I)(a) above)
1	NIL			0

(II)(b) Statement showing holding of Depository Receipts (DRs), where underlying shares held by "promoter/promoter group" are in excess of 1% of the total number of shares

Sr. No.	Name of the DR Holder	Type of outstanding DR (ADRs, GDRs, SDRs, etc.)	Number of shares underlying outstanding DRs	Shares underlying outstanding DRs as a percentage of total number of shares (i.e., Grand Total (A)+(B)+(C) indicated in Statement at para (I)(a) above)
1	NIL			

